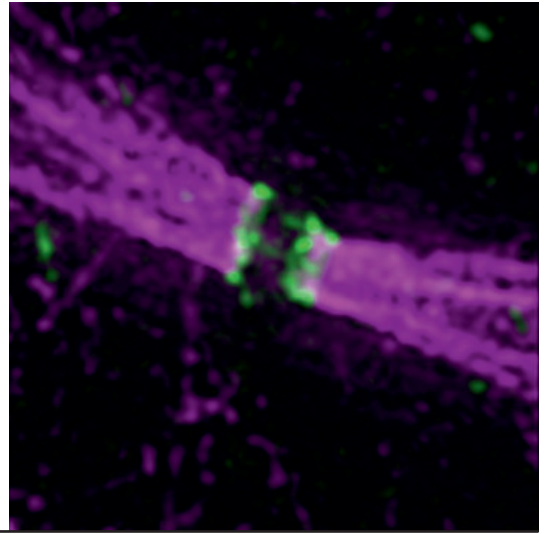


# PANOS Spring Meeting 2012

March 22–23 in Göttingen  
Max-Planck-Institute of Experimental Medicine



Super-Resolution Imaging

## Light meets Electron Microscopy

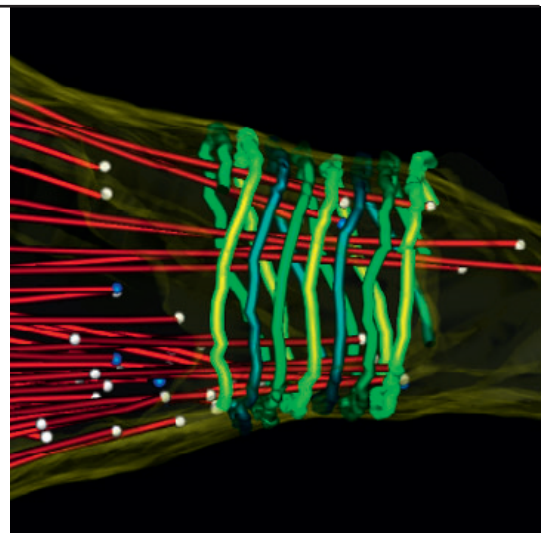
Speakers:

Stefan Jakobs Göttingen

Lothar Schermelleh Oxford

Heiner Jaksch Zeiss, Oberkochen

Kent McDonald Berkeley

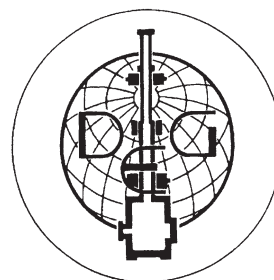


Supported by:

The German Society for Electron Microscopy (DGE),  
Carl Zeiss NTS GmbH, Leica Microsystems, Diatome,  
Olympus, Science Services, dEYEmond® (Scimed)

Contact:

Wiebke Möbius, MPI of Experimental Medicine,  
Hermann-Rein-Straße 3, 37075 Göttingen  
Tel. +49 551 3899-736, e-mail: moebius@em.mpg.de



# Preliminary Program

## Thursday 22<sup>th</sup> of March

afternoon: Get together at the institute

18:00 Meeting at the Gänseliesel in the city center for a guided tour

19:30 Get together at ZAK (am Wochenmarkt)

## Friday 23<sup>rd</sup> of March

9:15 Stefan Jakobs (Göttingen)

10:00 Lothar Schermelleh (Oxford)

10:45 coffee

11:00 The future of EM in coexistence with LM, chances, new perspectives:  
open discussion

11:30 Lunch

13:00 coffee, time for individual discussion, networking and exchange  
including poster presentations

14:30 Heiner Jaksch (Zeiss, Oberkochen)

15:00 Kent McDonald (Berkeley)

15:30 short talks (5-10 min)

16:30 PANOS meeting

17:00 end



# DIATOME

**SCIENCE SERVICES**  
Your Partner for · Microscopy · Ultracentrifugation · General Lab Supplies

# OLYMPUS

Your Vision, Our Future

deYmond<sup>®</sup>  
performance at the cutting edge

ULTRA und HISTO Diamant Messer

**SCIMED**  
SCIENTIFIC & MEDICAL PRODUCTS



MAX-PLANCK-GESELLSCHAFT

